

Aduro Strong

2528

Solvent-based 2C polyurethane clear varnish for furniture and interior finishing, for use in industry and trade

PRODUCT DESCRIPTION

General

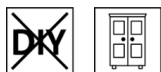
High-quality polyurethane clear varnish formulated with acrylate resin. Very good mechanical and chemical resistance, especially suitable for interior surfaces that are subject to heavy wear, very good filling performance, good grain accentuation, outstanding resistance to yellowing.

Special properties and standards



- **ÖNORM A 1605-12 (furniture surfaces)**
Resistance to chemical reactions: 1-B1
Response to abrasion: 2-C (≥ 150 U)
Response to scratches: 4-D (≥ 1.0 N)
Flame treatment: 5-B (highly non-flammable furniture surfaces)
- **DIN 68861 (furniture surfaces)**
Part 1: Response to chemical stress: 1B
Part 2: Response to Abrasion: 2 C (> 150 to ≤ 350 U)
Part 4: Response to scratches: 4 D ($> 1,0$ to $1,5$ N)
- **ÖNORM A 3800-1 (fire behaviour)**
In conjunction with a flame-retardant substrate:
flame-retardant, Q1, Tr 1
- **French ordinance DEVL1104875A**
Marking of construction coating products for their emission of volatile pollutants: A+

Application area



For the coating of furniture and interior finishing exposed to high levels of stress, for steps (depending on country-specific legal guidelines), for hotel- and school furnishings, for kitchen- and sanitary furniture: application areas II – IV in accordance with ÖNORM A 1610-12.

For hardly inflammable or flame-retardant coating systems.

Suitable for the coating of surfaces bleached with hydrogen peroxide.

PROCESSING

Processing instructions



- Please stir the product before use.
- The temperature of the product and object, and the room temperature must be at least +10 C.
- For the coating of stairs, we recommend three spraying applications in order to achieve a sufficient layer thickness.

- Any change in the processing sequence, environmental conditions, non-observance of instructions or the use of products not listed may have an unfavourable effect on the result.
- Please follow our **ARL 131 - Working guidelines for PUR furniture paints**.

Blending ratio



5 Part(s) by weight Aduro Strong (2528)
1 Part(s) by weight PUR-Hardener 8429 (8429000210)

Aduro Strong (2528) can only be used with a hardener and in the mixing ratio specified. Deviations lead to film and adhesion problems.

Pot life


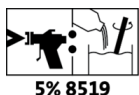


8 hour(s)

Mixed material from the previous day must be mixed 1:1 with freshly hardened material. A further extension of the pot life is not possible.

Increased temperatures reduce the pot life.

Application technique



	Airless	Airless air-supported (Airmix®, Aircoat, etc.)	Cup gun
Spraying nozzle Ø (mm)	0,23 - 0,28		1,8
Spraying pressure (bar)	80 - 120		2 - 3
Vaporizer Air (bar)	-	1 - 2	-
Diluent	DD-Verdünnern (8519) / PUR-Verdünnern (8529)		
Diluent amount added (%)	5		10
Viscosity 4-mm-cup (s)	24		18
Applied quantity per application (g/m²)	100 - 150		
Total quantity applied (g/m²)	max. 500		

The shape and surface condition of the workpiece as well as the type of application influence the actual consumption. Accurate values for consumption must be obtained by applying trial coats in advance.

Drying times

(at 23 °C and 50 % rel. humidity)



Sandable and recoatable	4 h
Manipulable and stackable	12 hour(s)




In order to improve the firmness of the subsequent coating, we recommend drying overnight at room temperature.

The figures given above are reference values. Drying depends on the substrate, layer thickness, temperature, air exchange, relative humidity, stacking pressure and stacking conditions.

Cleaning the working equipment



With DD-Verdünnern 8519 (8519) or Waschverdünnern (8501) immediately after use.

SUBSTRATE	
Type of substrate	Solid wood and wooden veneer on adequate carrier plates. Please follow our ARL 131 - Working guidelines for PUR furniture paints.
Substrate property	The substrate must be dry, clean, capable of holding the paint, and it must be free of grease and wax and free from wood dust.
Substrate preparation	Hardwoods: Wood sanding Grit size 150 – 180 Softwoods: Wood sanding Grit size 100 – 150 Thoroughly remove sanding dust, especially from the wood pores.
COATING SYSTEM	
Primer coat	1 x Aduro Strong (2528)
Intermediate sanding 	Sand the primed surface with grit size 240 – 320. Avoid sanding straight through! Remove sanding dust. Intermediate sanding must be carried out immediately before the subsequent coating is applied in order to ensure good intermediate adhesion! During sanding use P2 / P3 dust filter.
Topcoat	1 – 2 x Aduro Strong (2528)
CLEANING AND MAINTENANCE	
Cleaning and Maintenance	Cleaning with Clean-Möbelreiniger (7202) and care with Clean-Möbelpflege Plus (7222).
ORDERING INFORMATION	
Size of trading unit	4 kg, 20 kg, 180 kg
Colour shades / Glosslevels	Aduro Strong G10 (2528000110) Aduro Strong G30 (2528000130) Aduro Strong G50 (2528000150) Aduro Strong G70 (2528000170)
Supplementary products	Clean-Möbelpflege Plus (7222) Clean-Möbelreiniger (7202) DD-Verdünner 8519 (8519) PUR-Hardener 8429 (8429) PUR-Verdünner 8529 (8529) Please refer to the corresponding technical data sheets of the products.
FURTHER DETAILS	
Durability / storage  	Min. 1 year(s) in the original sealed containers. Make sure the product is protected against moisture, direct sunlight, frost and high temperatures (above 30 °C).
Technical specifications	Delivery viscosity: 28 second – 32 second according to DIN 53211 (4 mm measuring cup, 20 °C)

Safety information

The product is only suitable for the industrial and professional use.

The inhalation of paint aerosols during spray application must generally be avoided. This is ensured by the proper use of a respirator (combination filter A2/P2).

Further information on the subject of safety during transport, storage and handling as well as disposal can be found in the relevant safety data sheet. The current version can be accessed on the Internet at **www.adler-lacke.com**.
